





PUBLIC REPORTING 2017 / 18



NSWPorts

PORT BOTANY

Public Reporting per section 24.3 of Port Lease

Financial performance for year ended 30 June 2018	FY18 \$'000	FY17 \$'000	Note
Trade Revenue	212,381	198,602	1
Trade Operations Expenses	66,312	66,956	2
Operating Profit from Trade Operations	146,069	131,646	
Trade Assets	2,515,642	2,552,209	3

Notes:

1. Trade Revenue - Trade Revenue includes revenue derived from wharfage charges on cargo and site occupation charges for berth occupancy.
2. Trade Operations Expense - Trade operations expenses includes:
 - a) Port Services Agreement Charges, Port Logistics Contribution Deed Charges, Channel fees, Salaries and Wages, Repairs & Maintenance costs, and other costs directly related to trade operations;
 - b) Depreciation and Amortisation costs specifically related to Channel, Breakwaters, Seawalls, Wharves and Jetties and other assets attributable to trade; and
 - c) An allocation of representative indirect costs (costs not directly related to trade activities) using an allocation basis relative to trade and non-trade revenue values.
3. Trade Assets represent the Channel, Breakwaters, Seawalls, Wharves and Jetties and other assets attributable to trade at net book value as at 30 June 2018.

This information has been prepared by Port Botany Operations Pty Ltd and approved by the Board.

PORT BOTANY

Public Reporting per section 24.3 of Port Lease

Trade Performance by Volume (TEUs and Revenue Tonnes) For the Period Ended 30 June 2018	'000 TEUs/RTs FY18	'000 TEUs/RTs FY17
Container		
Import Full	1,224	1,148
Export Full	416	439
Import Empty	4	9
Export Empty	788	690
Transhipped TEUs	189	150
Total Container (TEUs)	2,621	2,436
Non Container Imports		
Bulk Liquids	5,352	5,411
Other Imports	-	-
Total Imports (RTs)	5,352	5,411
Total Non-Container (RTs)	5,352	5,411

This information has been prepared by Port Botany Operations Pty Ltd and approved by the Board.

PORT KEMBLA

Public Reporting per section 23.3 of Port Lease

Financial performance for year ended 30 June 2018	FY18 \$'000	FY17 \$'000	Note
Trade Revenue	41,921	45,854	1
Trade Operations Expenses	22,661	23,517	2
Operating Profit from Trade Operations	19,260	22,337	
Trade Assets	527,369	535,687	3

Notes:

1. Trade Revenue - Trade Revenue includes revenue derived from wharfage on cargo, navigation charges levied on vessels visits to the port and site occupation charges for berth occupancy.
2. Trade Operations Expense - Trade operations expenses includes:
 - a) Port Services Agreement Charges, Channel Fees, Salaries and Wages, Repairs & Maintenance costs, and other costs, directly related to trade operations;
 - b) Depreciation and Amortisation costs specifically related to Channel, Breakwaters, Seawalls, Wharves and Jetties; and
 - c) An allocation of representative indirect costs (costs not directly related to trade activities) using an allocation basis relative to trade and non-trade revenue values.
3. Trade Assets represent the Channel, Breakwaters, Seawalls, Wharves and Jetties and other assets attributable to trade at net book value as at 30 June 2018.

This information has been prepared by Port Kembla Operations Pty Ltd and approved by the Board.

PORT KEMBLA

Public Reporting per section 23.3 of Port Lease

Trade Performance by Volume (Revenue Tonnes) For the Period Ended 30 June 2018	'000 RTs FY18	'000 RTs FY17
Imports		
Motor Vehicles	6,178	5,811
Bulk Liquids	410	378
Steel Raw Materials	4,735	5,134
Cement Clinker	1,166	947
Other Imports	2,574	1,768
Total Imports (RTs)	15,063	14,038
Exports		
Coal and Coke	5,334	8,485
Grain	329	2,262
Copper Concentrates	400	474
Steel Finished Products	606	724
Other Exports	744	566
Total Exports (RTs)	7,413	12,511
Total Port Kembla Tonnes (RTs)	22,476	26,549

This information has been prepared by Port Kembla Operations Pty Ltd and approved by the Board.

Port Botany

Port Botany Office
Gate B103, Level 2, Brotherson House
Penrhyn Road
Port Botany NSW 2036
Australia

Enquiries




Telephone: 1300 922 524
enquiries@nswports.com.au

Port Kembla

Port Kembla Office
Level 3, Maritime Centre,
91 Foreshore Road
Port Kembla NSW 2505
Australia

Enquiries

Telephone: 02 4275 0700
enquiries@nswports.com.au



NSW Ports

www.nswports.com.au