



PUBLIC REPORTING 2018 / 19



NSWPorts

PORT BOTANY

Public Reporting per section 24.3 of Port Lease

Financial performance for year ended 30 June 2019	FY19 \$'000	FY18 \$'000	Note
Trade Revenue	221,814	212,381	1
Trade Operations Expenses	70,623	66,312	2
Operating Profit from Trade Operations	151,191	146,069	
Trade Assets	2,472,103	2,515,642	3

Notes:

1. Trade Revenue - Trade Revenue includes revenue derived from wharfage charges on cargo and site occupation charges for berth occupancy.
2. Trade Operations Expense - Trade operations expenses includes:
 - a) Port Services Agreement Charges, Port Logistics Contribution Deed Charges, Channel fees, Salaries and Wages, Repairs & Maintenance costs, and other costs directly related to trade operations;
 - b) Depreciation and Amortisation costs specifically related to Channel, Breakwaters, Seawalls, Wharves and Jetties and other assets attributable to trade; and
 - c) An allocation of representative indirect costs (costs not directly related to trade activities) using an allocation basis relative to trade and non-trade revenue values.
3. Trade Assets represent the Channel, Breakwaters, Seawalls, Wharves and Jetties and other assets attributable to trade at net book value as at 30 June 2019.

This information has been prepared by Port Botany Operations Pty Ltd and approved by the Board.

PORT BOTANY

Public Reporting per section 24.3 of Port Lease

Trade Performance by Volume (TEUs and Revenue Tonnes) For the Period Ended 30 June 2019	'000 TEUs/RTs FY19	'000 TEUs/RTs FY18
Container		
Import Full	1,223	1,224
Export Full	427	416
Import Empty	4	4
Export Empty	809	788
Transhipped TEUs	183	189
Total Container (TEUs)	2,646	2,621
Non Container Imports		
Bulk Liquids	5,985	5,352
Other Imports	-	-
Total Imports (RTs)	5,985	5,352
Total Non-Container (RTs)	5,985	5,352

This information has been prepared by Port Botany Operations Pty Ltd and approved by the Board.

PORT KEMBLA

Public Reporting per section 23.3 of Port Lease

Financial performance for year ended 30 June 2019	FY19 \$'000	FY18 \$'000	Note
Trade Revenue	43,134	41,921	1
Trade Operations Expenses	20,746	22,661	2
Operating Profit from Trade Operations	22,388	19,260	
Trade Assets	516,431	527,369	3

Notes:

1. Trade Revenue - Trade Revenue includes revenue derived from wharfage on cargo, navigation charges levied on vessels visits to the port and site occupation charges for berth occupancy.
2. Trade Operations Expense - Trade operations expenses includes:
 - a) Port Services Agreement Charges, Channel Fees, Salaries and Wages, Repairs & Maintenance costs, and other costs, directly related to trade operations;
 - b) Depreciation and Amortisation costs specifically related to Channel, Breakwaters, Seawalls, Wharves and Jetties; and
 - c) An allocation of representative indirect costs (costs not directly related to trade activities) using an allocation basis relative to trade and non-trade revenue values.
3. Trade Assets represent the Channel, Breakwaters, Seawalls, Wharves and Jetties and other assets attributable to trade at net book value as at 30 June 2019.

This information has been prepared by Port Kembla Operations Pty Ltd and approved by the Board.

PORT KEMBLA

Public Reporting per section 23.3 of Port Lease

Trade Performance by Volume (Revenue Tonnes) For the Period Ended 30 June 2019	'000 RTs FY19	'000 RTs FY18
Imports		
Motor Vehicles	5,703	6,178
Grain	404	-
Bulk Liquids	220	410
Steel Raw Materials	4,548	4,735
Cement Clinker	1,353	1,166
Other Imports	2,225	2,574
Total Imports (RTs)	14,453	15,063
Exports		
Coal and Coke	8,119	5,334
Grain	23	329
Copper Concentrates	542	400
Steel Finished Products	778	606
Other Exports	477	744
Total Exports (RTs)	9,939	7,413
Total Port Kembla Tonnes (RTs)	24,392	22,476

This information has been prepared by Port Kembla Operations Pty Ltd and approved by the Board.

Port Botany

Port Botany Office
Gate B103, Level 2, Brotherson House
Penrhyn Road
Port Botany NSW 2036
Australia

Enquiries


Telephone: 1300 922 524
enquiries@nswports.com.au

Port Kembla

Port Kembla Office
Level 3, Maritime Centre,
91 Foreshore Road
Port Kembla NSW 2505
Australia

Enquiries

Telephone: 02 4275 0700
enquiries@nswports.com.au



NSW Ports

www.nswports.com.au